



REIVILO-LTD

provides suitable drainage solutions !



“Water is Life – Water is our Future – Water is Scarce”

These are all sayings we hear and read every day.
We at Reivilo Ltd. consider water as an important resource.
This is why we have put together a program of sustainable drainage solutions for most applications.

Join Our Vision



75 % of earth's surface is covered with water in which 97% sea water or salt water. Man can only drink and use the other 3% and we cannot even use all of that because some of it is in the form of icebergs and glaciers.

This is not an info!.. But a very serious message ..

Save water Save Life Save the World

Save Water for our Children's Future!

THE COMPANY

Reivilo Ltd. having it's registered office in Belgium is active in the Drainage and Construction Industry and supplies a wide range of Drainage products made from Steel, Ductile Iron, Polymer Concrete and Thermoplastic materials. Reivilo Ltd. has a large network of customers worldwide and supply locally in Belgium for Government Authorities, Utility and Telecommunication, Ministry of Defence as well as the general civil / mechanical / drainage engineering market. Reivilo Ltd. remains one of the most innovative companies in Europe and is continuously researching and developing new products to meet customers' needs and supplies worldwide. With having many industrial partners, Reivilo Ltd. can ensure that they supply the right product on time.

We believe in research and scientifically design the product and manufacture the same from various outsourced state of the art industrial units/foundries worldwide under our strict supervision; rather than directly involving in industrial production process. We closely monitor the entire production process and ensures Quality Assurance of all the individual finished products.



is a registered brand in several countries. Even though the brand is registered in different countries under different entities, all products under this brand are manufactured by Reivilo Ltd. with utmost care & attention from various state of the art industrial facilities worldwide.

Be our Business Partner



FLOOR DRAIN (FD) / CLEANOUT (FCO) - STAINLESS STEEL 304/316



ABS BODY WITH
SS SLOT GRATE 1mm THICK ON TOP
ANTI ODOUR / FOUL SMELL TRAP
100 X 100-2" PUSH FIT
HORIZONTAL OUTLET

ABS BODY WITH
SS SLOT GRATE 1mm THICK ON TOP
ANTI ODOUR / FOUL SMELL TRAP
100 X 100-2" PUSH FIT
VERTICAL OUTLET



2 PCS - FRAME WITH
SECURED SLOT GRATE
80 X 80 - 1.5" OUTLET
80 X 80 - 2" OUTLET

2 PCS - FRAME WITH
SECURED SLOT GRATE
100 X 100 - 2" OUTLET
100 X 100 - 3" OUTLET




2 PCS FRAME & SECURED GRATE
(SLOT / FLORAL)
150 X 150 - 4" OUTLET
200 X 200 - 5"/6" OUTLET

HINGED GRATING
2 PCS FRAME & HINGED GRATE
150 X 150 - 4" OUTLET




LGC - LOCKABLE GRATE & COVER
3 PCS - FRAME, LOCKABLE GRATE
& LOOSE COVER
150 X 150 - 4" OUTLET

SGC - SECURED GRATE & COVER
3 PCS - FRAME, SECURED GRATE
(SLOT / FLORAL) & LOOSE COVER
150 X 150 - 4" OUTLET
200 X 200 - 5"/6" OUTLET



AP - AIR PROOF DRAIN
3 PCS - FRAME, SECURED GRATE
& AIR TIGHT COVER
WITH NEOPRENE PUSH FIT BUSH
150 X 150 - 4" OUTLET

SS - SIDE SLOT DRAIN
3 PCS - FRAME, SECURED GRATE
& SCREWABLE COVER
150 X 150 - 4" OUTLET
100 X 100 - 2" OUTLET




FLOOR DRAIN (FD) / CLEANOUT (FCO) - STAINLESS STEEL 304/316




POP-UP / CLIK-CLAK DRAIN
3 PCS - FRAME, SECURED GRATE
& POP-UP MECHANICALLY
OPERATED COVER
150 X 150 - 4" OUTLET
100 X 100 - 2" OUTLET

CLEANOUT
2 PCS - FRAME & SECURED AIRTIGHT
COVER WITH NEOPRENE GASKET
100 X 100 - 2" / 3" OUTLET
150 X 150 - 4" OUTLET
200 X 200 - 5"/6" OUTLET



ANTI-SOUP - LOCK EACH TRAP



RECESSED FLOOR DRAIN & CLEANOUT

Floor Drain

Cleanout



FOR RECESSED & HINGED DRAINS

ABS BODY, SS FRAME PLATE & SS RECESSED TILE FILL-IN GRATE
CLEANOUT AIRTIGHT WITH NEOPRENE GASKET

132 X 132 - 3" / 4" OUTLET - 150 X 150 - 4" OUTLET - 100 X 100 - 2" OUTLET

Stainless Steel Characteristics

The term "Stainless Steel" is applied to the steel grades with enhanced corrosion resistance in comparison to normal alloy steels. The stainless steels are iron alloys containing minimum 11% of chromium. Excellent anti-corrosion properties are owed to surface layers of chromium oxides, which is very durable. The anticorrosion properties are maintained in case of mechanical or chemical damage to the steel surface.

Types of Stainless Steel

Austenitic: it has very good anticorrosion properties with carbon content of approximately 0.02%. It is used in the food processing, chemical and pharma industries.

Martensitic: possesses the highest mechanical strength of all steel types. It is heat treatable, it has magnetic properties and high carbon content (about 0.3%).

Austenitic-ferritic: this type of steel is melted in the duplex process. This type of steel has good anticorrosion properties and high crack resistance. But as it is magnetic, not suitable for plumbing components.



FLOOR DRAIN (FD) / CLEANOUT (FCO) • NICKEL BRONZE




NICKEL BRONZE BODY &
SECURED SQUARE MESH GRATE
WITH VANDAL PROOF SCREWS
100 X 100-1.5" PUSH FIT
100 X 100-2" PUSH FIT

NICKEL BRONZE BODY & SECURED
SQUARE SOLID CHEQUERED TOP
AIRTIGHT BY NEOPRENE GASKET
WITH VANDAL PROOF SCREWS
100 X 100-1.5" PUSH FIT
100 X 100-2" PUSH FIT



NICKEL BRONZE BODY &
SECURED SQUARE MESH GRATE
WITH VANDAL PROOF SCREWS
150 X 150 - 4"
PUSH FIT / THREADED OUTLET
200 X 200 - 5" PUSH FIT OUTLET

NICKEL BRONZE BODY & SECURED
SQUARE SOLID CHEQUERED TOP
AIRTIGHT BY NEOPRENE GASKET
WITH VANDAL PROOF SCREWS
150 X 150 - 4"
PUSH FIT / THREADED OUTLET



RECESSED NICKEL BRONZE
FLOOR DRAIN WITH
NICKEL BRONZE BODY &
TILE FILL-IN
WITH VANDAL PROOF SCREWS
150 X 150 - 4"
PUSH FIT OUTLET

RECESSED NICKEL BRONZE
FLOOR CLEAN OUT WITH NICKEL
BRONZE BODY & TILE FILL-IN
WITH NEOPRENE GASKET
AND VANDAL PROOF SCREWS
150 X 150 - 4"
PUSH FIT OUTLET



CAST IRON BODY DRAIN WITH CLAMPING COLLAR
TO SUIT FOR 4" THREADED OUTLET
NICKEL BRONZE FLOOR DRAIN AND CLEAN OUT

BODY DRAIN OUTLET - 4" PUSHFIT

LINEAR SHOWER / SPA CHANNEL DRAINS - SS 304 / 316

INTEGRATED WITH SS STRAINER & ANTI - ODOUR TRAP



100 mm WIDE WITH 2" / 3" VERTICAL OUTLET WITH SS BELL TRAP AND WATER SEAL
LENGTH AVAILABLE: 200 mm, 400mm, 600 mm, 800mm, 1000mm



Also available Shower Channels in 70mm Wide and Length upto 1200mm with integrated water proofing systems and surface floor adjusters

RECESSED MODEL LAUNCHING SOON



Stainless Steel Body frame with outlet and Stainless Steel tile fill-in cover




POINT DRAINAGE SYSTEMS

MEDIUM / HEAVY DUTY INDUSTRIAL SIPHONED FLOOR DRAINS / GULLY GRATINGS

Kitchens, Laundries, Swimming Pools etc..

All Gully Grating / Floor Drain / Rodding eyes are made from SS 304 / 316. The Drain type depends on the load, amount of drained water and structural parameters. These are made of 1.5 - 3 mm SS sheets & welded in argon shield to ensure high quality of water proof joints



LINEAR DRAINAGE SYSTEMS


MEDIUM / HEAVY DUTY INDUSTRIAL LINEAR CHANNELS & GRATINGS

Food Processing, Chemical Plants, Restaurants, Hospitals & Similar Places

Made of SS 304 / 316 are used to drain water from the floor and discharge into sewerage. This type of drainage finds application in food processing, chemical plants, restaurants, hospitals & similar places.


Due to high hygienic and anti-rust property of stainless steel, these are mostly preferred in the above industries. The drainage channels are manufactured in a wide range of sizes and shapes. The channels are generally made of 1.5 / 2 mm SS 304 / 316 sheets. The channels have inbuilt inclination. Most of them are equipped with levelling bolts and anchoring elements for correct height adjustment and placement in concrete. The edge finishing depends on the flooring and waste water temperature. The options for channel edge finishing are downward flange, tiling flange, wall flange, edge angle section, sharp edges etc..

As an industrial standard, channels longer than 2 metres are joined by means of flanges with gaskets



The channels are covered with grating. Depending on the application and load, we offer plain mesh, anti slip mesh, ladder, perforated sheets or plate grating. The most typical gratings widely used are plain mesh or anti-slip grating with 23x23 mm mesh size, the load bearing bar 25x2 or 30x2 mm transverse bar 10x2, 15x2 or equivalent to load bearing bars. Heel Proof gratings are generally of 33x11 or 55x11mm mesh size

Plain Mesh



Anti Slip



Perforated




Heel Proof



ROOF RAINWATER DRAINAGE SYSTEM

These are generally called Roof Drains or Rain Water Outlets. In short they are referred as RD / RWO . The construction of these are mostly in Cast Iron and Aluminium combination. In special cases these are manufactured in other metals like Stainless Steel, Nickel Bronze, Brass, Ductile Iron, Galvanized Iron etc...

These are promoted under brand names like Drainz, Hydra and Ideal



SKIRT ROOF DRAIN
SS 304 - 100 X 100
BODY & SECURED GRATE
2" SIDE BOTTOM OUTLET
Suitable for balconies
& small open areas

SCUPPER / CORNER DRAIN
CAST IRON BODY, ALUMINIUM
CLAMPING COLLAR
& SLOT GRATE
3" / 4" THREADED
/ PUSH FIT OUTLET




ROOF DRAIN DOME TYPE
CAST IRON BODY, ALUMINIUM
CLAMPING COLLAR
& DOME SLOT GRATE
4" PUSH FIT OUTLET
SS 304 GRAVEL GAURD (OPTIONAL)

ROOF DRAIN DOME TYPE
CAST IRON BODY, ALUMINIUM
CLAMPING COLLAR
& DOME SLOT GRATE
3" / 4" THREADED OUTLET



PARKING AREA POINT DRAINAGE, MANHOLE COVER, GULLY GRATE & LINEAR DRAINAGE




PARKING AREA DRAIN
MILD / GALVANIZED STEEL
LIGHT / MEDIUM DUTY
SEDIMENT BUCKET (OPTIONAL)
200 X 200 - 4" PUSH FIT OUTLET
300 X 300 - 4" - 6" PUSH FIT OUTLET

PARKING AREA DRAIN
CAST IRON / DUCTILE IRON
LIGHT / MEDIUM / HEAVY DUTY
WATER SEALED TRAP
SEDIMENT BUCKET (OPTIONAL)
200 X 200 - 3" PUSH FIT OUTLET
300 X 300 - 4" PUSH FIT OUTLET



CAST / DUCTILE IRON MEDIUM / HEAVY DUTY



GULLY GRATE & FRAME



MANHOLE COVER & FRAME



CHANNEL GRATE & FRAME



SANITARY AND BATHROOM FIXTURES IN BRASS CHROME PLATED / STAINLESS STEEL

ANGLE VALVES



KITCHEN FAUCETS



WASH BASIN FAUCETS



SHOWER MIXERS



Drainz®

SLOT / FISSURE DRAINAGE CHANNEL

The most economical and simplest method for draining the surfaces where high flow capacity is not required. This is most ideal solution for rooms with condensate dripping from A/C systems, machinery, bakeries, dairies and in swimming pools as a separation of wet and dry areas.

The slot drainage channels are made of SS 304 / 316 with 1.5 - 2mm thick sheets. They feature inclination and can be adapted to the floor thickness. Standard length of a channel with single outlet should not exceed 10 metres. The channels exceeding 4 metres are joined by means of flanges with gasket. Slot channels are available as Mini, Maxi & Standard Mini.



Oman 
Uranus International LLC
P.O. Box: 64; P.C.: 131
Muscat
+ 968-95854343, 95804343
sales@uranusoman.net

United Arab Emirates 
Build Tech Middle East FZC
Hamriyah Free Zone,
Sharjah
+ 971-55-3409636
btmefzc@gmail.com

India 
Hitech International
2nd Floor, MA Bazar
Calicut, Kerala
+ 91-8281420759, 9895568989
sales@hitech-international.net

REIVILO-LTD

provides suitable drainage solutions !

Route d'Ottignies 35
1380 Lasne, Belgium 